

FFL Registration and Activation



Volunteer Mercy Pilots



Temporarily deactivate your internet security suite or anti-virus programs




Aol. AOL email users should contact the webmaster at WEBMASTER@FLIGHTSFORLIFE.ORG for more information. (AOL will not recognize the links)



REGISTER

Go to <http://www.epilotlogs.com/>
This brings up the Login Page

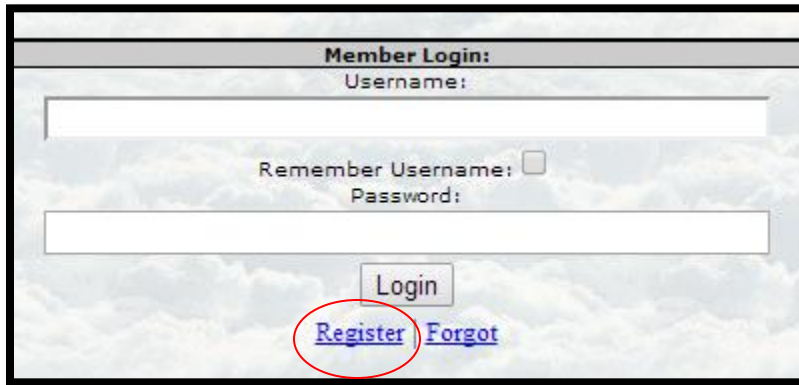


The screenshot shows the login page for Flights for Life Volunteer Mercy Pilots. The header includes the organization's name and logo. The main content area contains a 'Member Login' section with a 'Username:' field, a 'Remember Username:' checkbox, a 'Password:' field, and a 'Login' button. Below the login fields are links for 'Register' and 'Forgot'.

And then...

FFL Registration and Activation

Click on "Register"



Member Login:
Username:

Remember Username:
Password:

Login
[Register](#) [Forgot](#)



ENTER YOUR DATA



Register Account

Email: Ex. john@domain.com

Password: Atleast 5 chars

Retype Password:

Type Security Code:

Register

E-mail address

Password

And the Security code that you see highlighted in color

When everything is how you want it, click on the "Register" button.

FFL Registration and Activation



ACTIVATION

Open your email and you'll see an email from Flights for Life. **If you don't see it, check your Spam Folder.**

Click on the activation link in the e-mail and this will open the "confirmation" page, confirming that your account is now

activated.



LOGIN

at <http://www.epilotlogs.com/>

Member Login:
Username:

Remember Username:
Password:

Login
[Register](#) | [Forgot](#)

You're
Activated

Now, let's check your profile and update. See next page.

FFL Registration and Activation



You can't request flights without a current profile, so this step is important!

After logging in at <http://www.epilotlogs.com/>, Click on "Pilot Profile" in the upper left corner of the Pilot Home page.



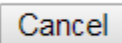
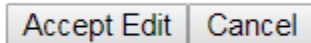
See next page

FFL Registration and Activation

Everything should be current and up to date on your pilot profile. If it is



Click on the “Accept Edit” button

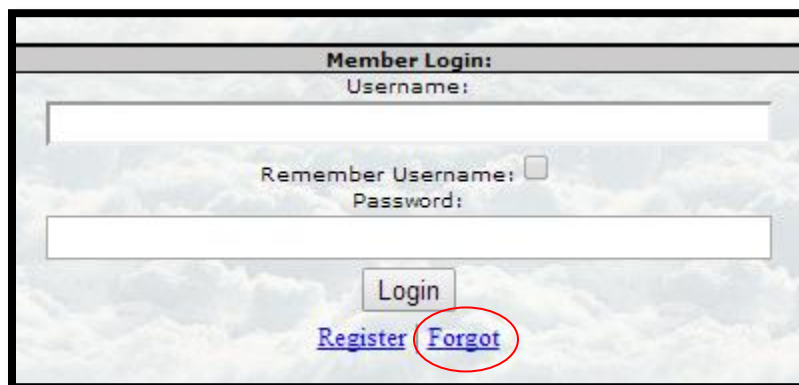


at the bottom of the page.

Your Profile Update is complete.

NOTE: You'll need to do this at least once every year.

IF YOU HAVE FORGOTTEN YOUR PASSWORD

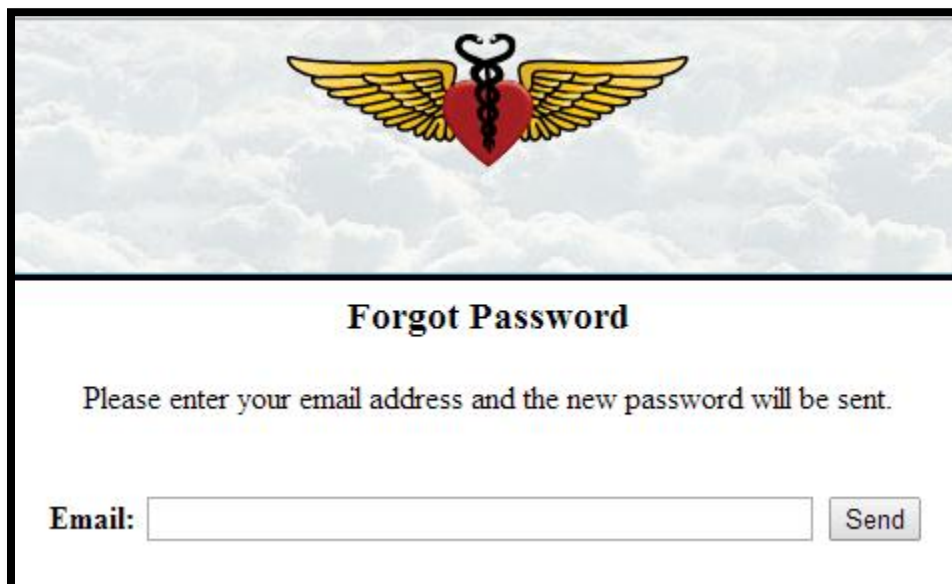



Member Login:
Username:

Remember Username:
Password:

Login
[Register](#) [Forgot](#)

Click on “Forgot”




Forgot Password
Please enter your email address and the new password will be sent.
Email:

Follow the directions on the screen

FFL Registration and Activation

IF YOU HAVE FORGOTTEN YOUR EMAIL ADDRESS

This may be nature's way of telling you that you should stop flying.

